



The screen displays a video conference with four participants in a 2x2 grid. The chat interface on the left shows a list of participants and a message input field. The video conference interface includes a search bar, a list of participants, and a message input field.

Mix Up Solution

Meeting Control & Third Party DSP

Flexible Peripherals Options

AI Speaker



MSpeech

Ceiling MIC




VCM38

Wi-Fi MIC



VCM36

Wireless DECT MIC




CPW90

Wired MIC



VCM34

MSpeaker



MSpeaker

CPW90 DECT Mic
(Up to 4)

VCM36 Wireless
Mic
(Up to 4)

VCM38 Ceiling
Mic
(Up to 8)

VCM34 Array
Mic
(Up to 6)

MSpeech
(Up to 2)

MSpeaker II
(Up to 4)

3rd Party Audio Solution Compatibility

MCore & AVHub & UVC86 & UVC84, compatible with Shure & Biamp etc. 3rd party Audio Solution

(Via USB Sound Card, AVHub/MCore support it already, UVC86 & UVC84 are in roadmap)

SHURE



biamp



QSC



USB



Yealink MCore



Yealink AVHub



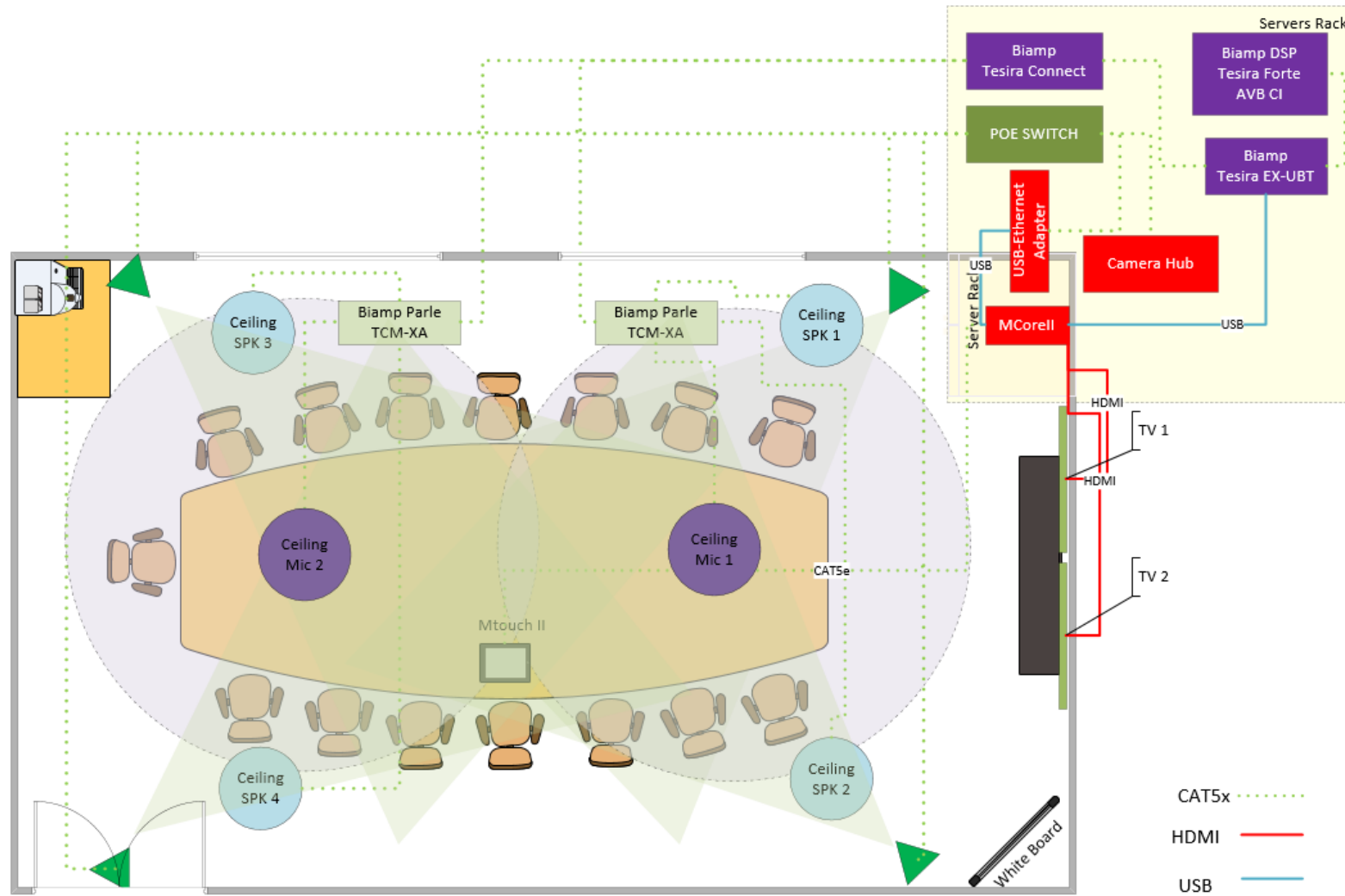
Yealink UVC86



Yealink UVC84

Yealink has been fully tested with Biamp/Shure/QSC solution.
But still looking for certification*

Biamp & Yealink (Example)



Models:

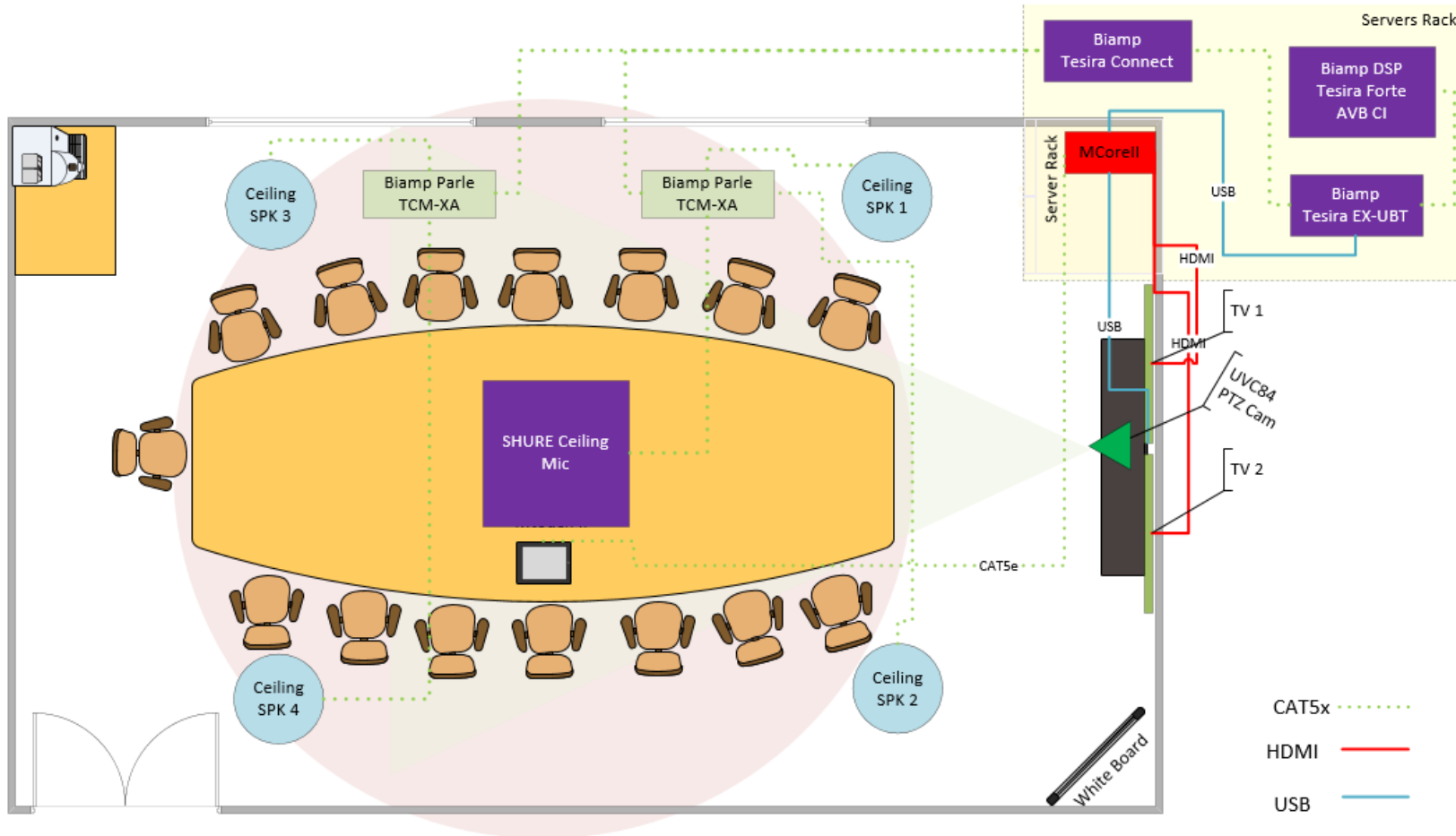
- Yealink MVC940 with Cameras *4
- Biamp Tesira Forte AVB CI(DSP)
- Biamp Parle Ceiling Mic *2
- Biamp Desono Ceiling Speaker *4

Biamp + Shure & Yealink (Example)

Yealink

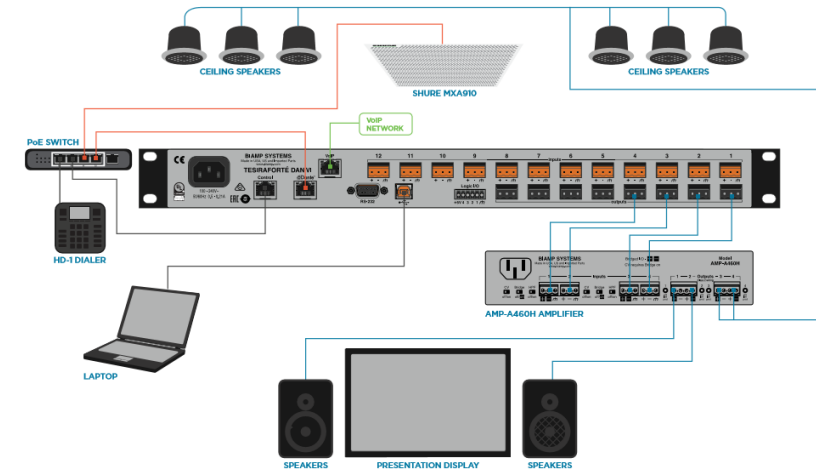
biamp.

SHURE



Models:

- Yealink MVC840 with Cameras *1
- Biamp Tesira Forte AVB CI(DSP)
- Biamp Desono Ceiling Speaker *4
- Shure MXA910 Ceiling Mic *1



Extron & Yealink Meeting Control

Control System Compatibility



Unified Control Plug-in

Extron control plug-in + Yealink Camera Control SDK

<https://www.extron.com/article/yealink>



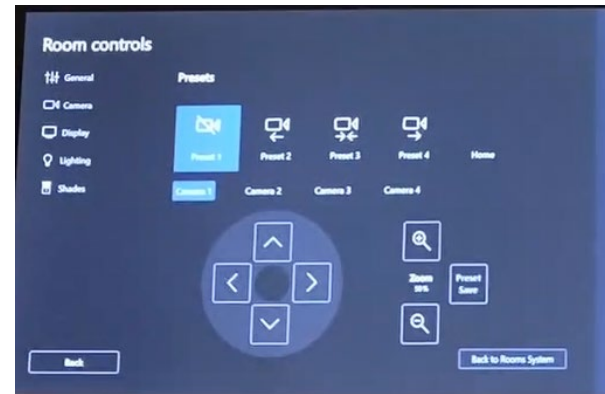
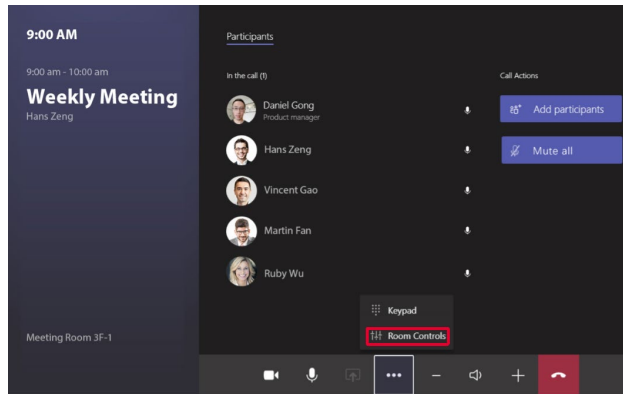
Yealink PTZ Camera



Lighting and Shades



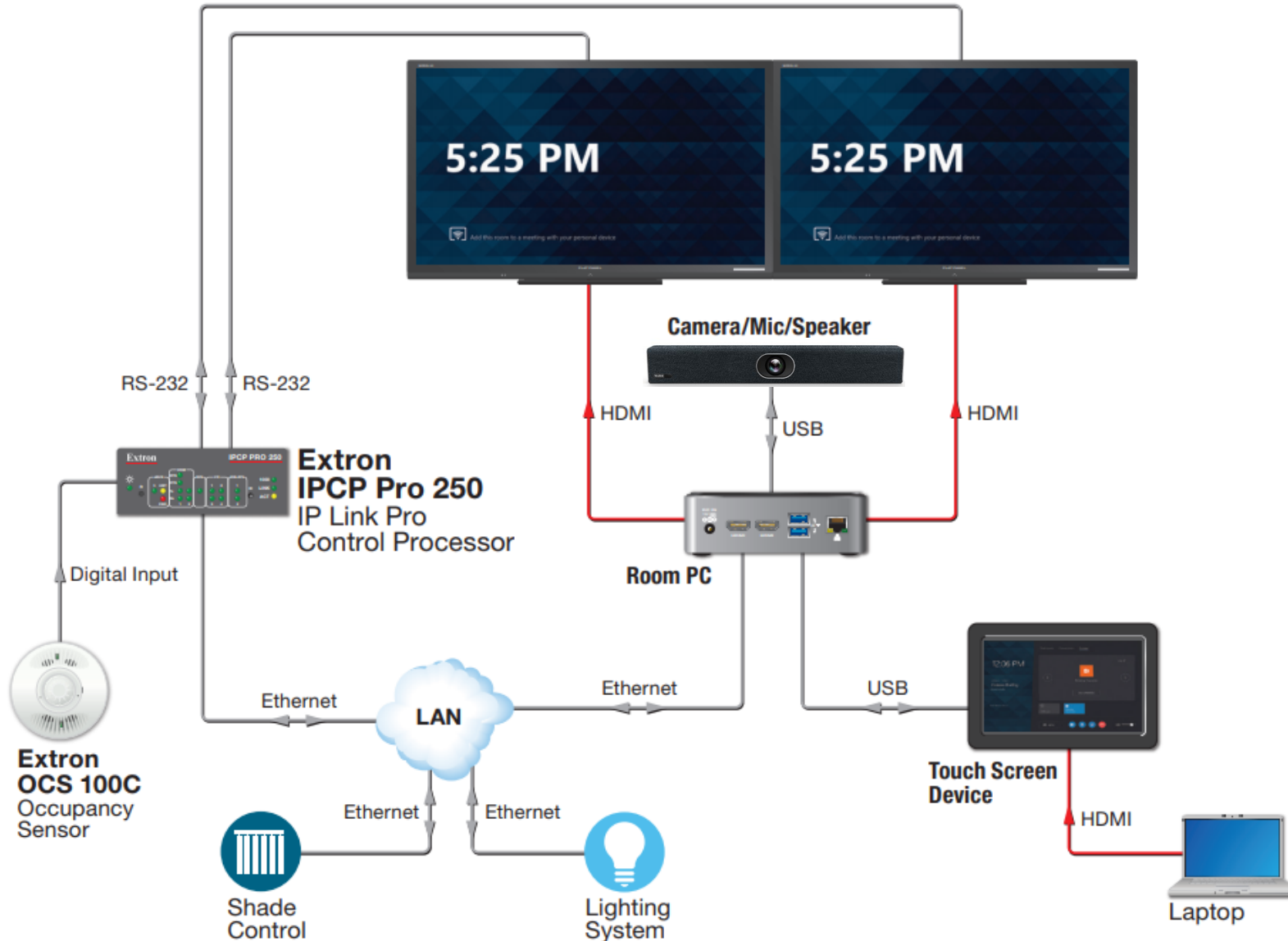
Display and AV Devices



- Yealink Camera Control
- Lighting Control
- Shade Control
- ETC.

All controls can be done on single page

Roadmap: HTML5 Solution: Provide entrance for AV Integrator on Yealink Plug-in
We are working with Extron, Atlona, Harman, etc.

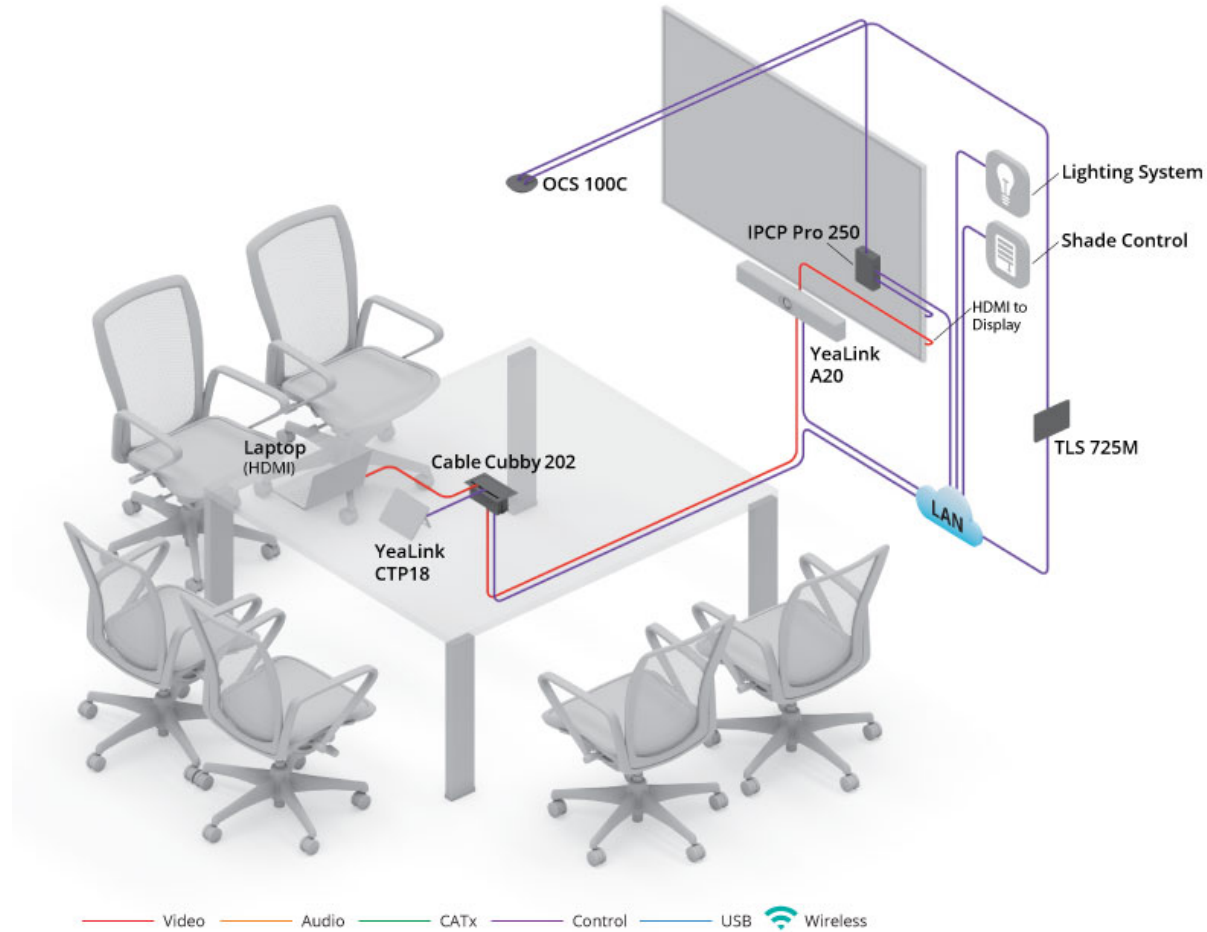


Supported Models:

MVC320
MVC400
MVC640
MVC660
MVC840
MVC860
MVC940 (In Q2)

ZVC320
ZVC400
ZVC640
ZVC660
ZVC840
ZVC860

Contact Yealink Specialist for more information and arrange a trial →



Support Model:

A20-Zoom Room

The configuration is achieved by ZDM pushing JSON files to control the interface and button actions.

<https://www.extron.com/article/Yealink>

Necessary software

GCPPro

Global Configurator Plus and Global Configurator Professional, aka GCPPro, This software is used to config the actions to gdl file, assign the commands to specific buttons.

<https://www.extron.com/product/software/gcpro>

Toolbelt

This software will be installed while you install GCPPro.

This is a software to setting products, like IP address, Password, Time & Date, Security policy etc.

GUI Designer

This is a graphic editor to create/modify gdl file.

<https://www.extron.com/product/software/guidesigner>

Necessary Files

ExtronControl-MTR-GUI-Template

<https://www.extron.com/article/ms-teams-rooms-gui-resource-kit>

Driver

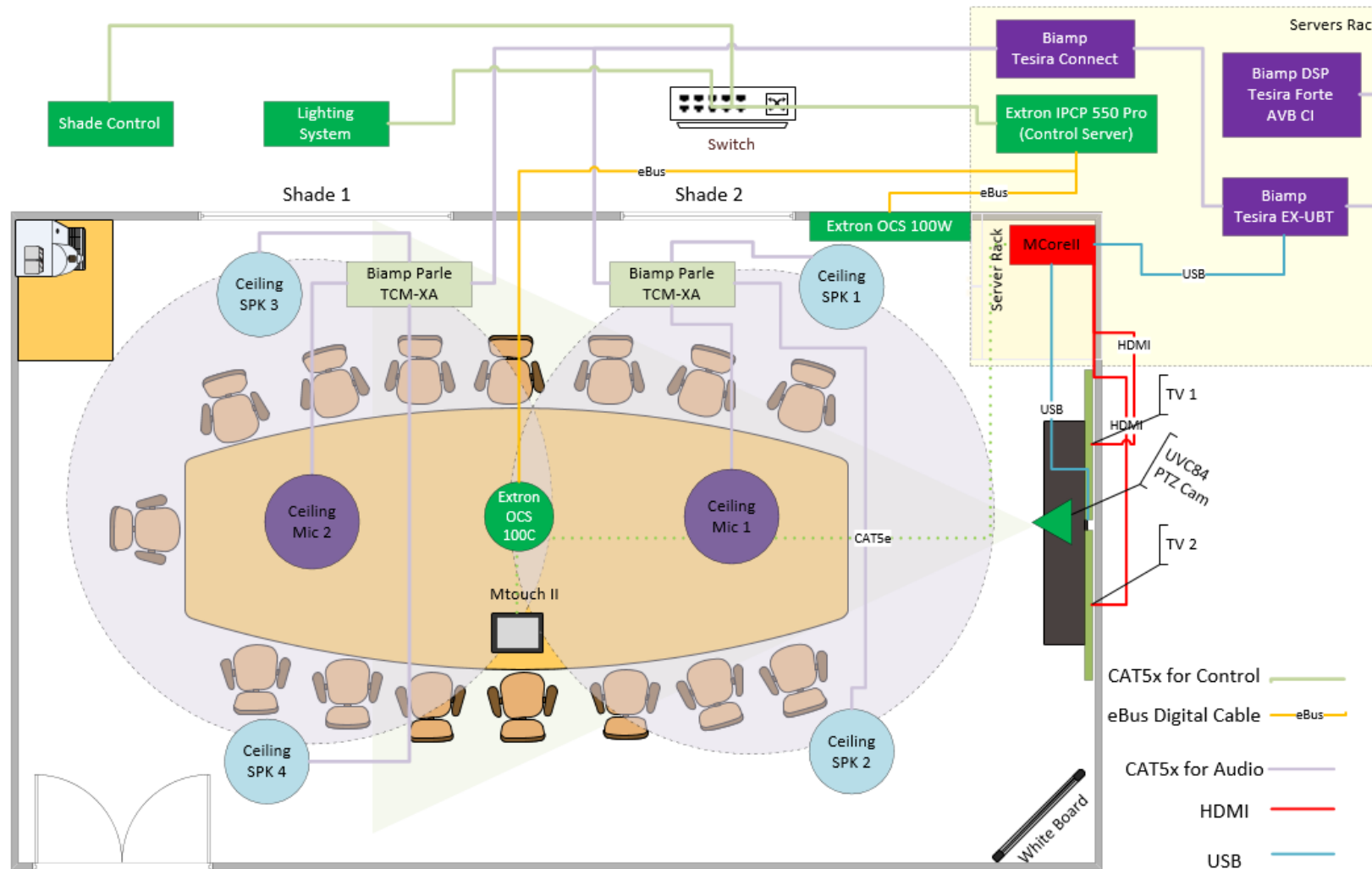
Extron Control for Microsoft Teams Rooms Driver and Communications Sheet (indicate Extron Product and Protocol interface before downloading)

https://www.extron.com/download/driverfilter.aspx?filehandle=ipcp350&filetype=107&protocol=4&manu=91&filename=extr_12_3042_v

Mix Up Solution (Example) Yealink/Extron/Biamp/Shure

Extron | Yealink

biamp. SHURE



Models:

- Yealink MVC840 with Cameras *1
- Biamp Tesira Forte AVB CI(DSP)
- Biamp Desono Ceiling Speaker *4
- Shure Parle Ceiling Mic*2
- Extron Occupancy Sensor OCS 100C *2
- Extron IPCP 550 Pro Control System
- Shade Control System *1
- Lighting Control System *1

Get quote & latest discount →