

## Yealink SIP IP Phones Release Notes of Version 86

### Table of Contents

Yealink SIP IP Phones Release Notes of Version 86 .....	1
Yealink SIP IP Phones Release Notes of Version x.86.0.23 .....	2
1. Statement .....	2
2. Introduction.....	2
3. New Features .....	3
4. Optimization .....	11
5. Bug Fixes.....	12
6. Configuration Parameters Enhancements .....	13

## Yealink SIP IP Phones Release Notes of Version x.86.0.23

### 1. Statement

To reduce the issues from the supply chain, Yealink has developed multiple backup solutions to ensure a long-term, sustainable, and regular supply. Base on the premise of guaranteeing supplier qualification, Yealink will purchase identical quality devices from at least two different suppliers in advance. Moreover, to be compatible with devices from different vendors and ensure product quality and stability, Yealink has limited the software downgrading on T5X (T53/T53C/T53W/T54W/T57W) devices. Therefore, no devices of old or new hardware can be downgraded to a lower version.

To be compatible with different hardware devices, we have some limits on upgrading firmware in different versions. To avoid the failure on upgrading, please notice the following requirements:

1. For devices in firmware version 84 (for example, xx.84.0.125 or 96.84.0.95), you need to upgrade the device firmware to version 96.86.0.18, then to version 96.86.0.23.
2. For devices in firmware version 86 (for example, 96.86.0.5 or 96.86.0.10), you need to upgrade the device firmware to version 96.86.0.18, then to version 96.86.0.23.
3. For devices in firmware version 85 (for example, 96.85.0.5), you can directly upgrade the device firmware to version 96.86.0.23.

### 2. Introduction

- Firmware Version:

T27G: 69.85.0.5 upgrades to 69.86.0.15

T57W/T54W/T53C/T53/T53W: 95.85.0.5 upgrades to 96.86.0.23

T41S/T42S/T46S/T48S: 66.85.0.5 upgrades to 66.86.0.15

T30/T30P/T31/T31P/T31G/T33P/T33G: 124.85.0.40 upgrades to 124.86.0.20

T42U/T43U/T46U/T48U: 108.85.0.15 upgrades to 108.86.0.20

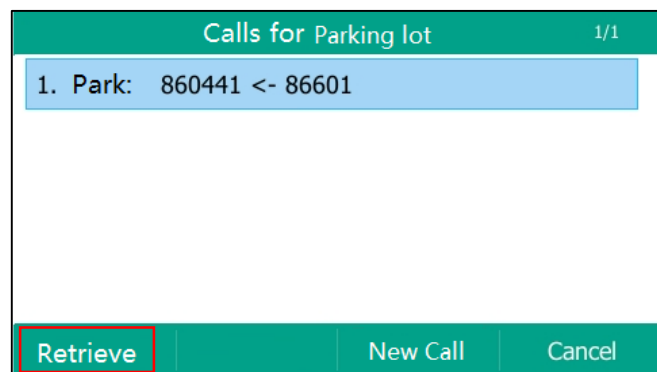
CP920: 78.85.0.5 upgrades to 78.86.0.15

- Applicable Models: T27G, T41S, T42S, T46S, T48S, T30, T30P, T31, T31P, T31G, T33P, T33G, T53, T53W, T54W, T57W, T53C, T42U, T43U, T46U, T48U, CP920
- Release Date: Jul 6<sup>th</sup>, 2021.

### 3. New Features

1. Added the feature that you can long press the Call Park key to view the call information.

**Description:** When the monitored line is ringing, during a call, or has a parked call, you can long press the Call Park key to view the call information or retrieve the parked call.



The parameters in the auto provision template are described as follows:

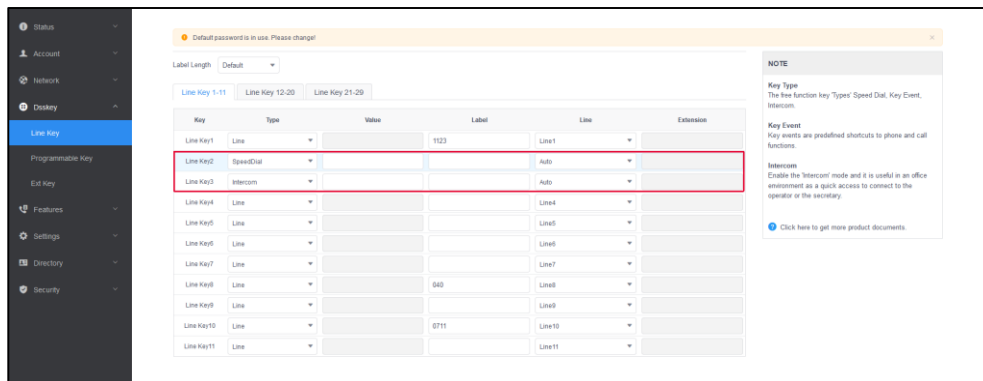
*features.blf.show\_callinfo.enable =*

2. Added the feature that the phone can automatically switch accounts for speed dial/intercom.

**Description:** When configuring the speed dial/intercom key, you can select the Auto option in the Line field. When the user presses the speed dial/intercom key, the phone will call out the number using the default account. If the default account is unavailable, it will automatically use the

next account to call out. It is not applicable to T30/T30P phones.

## Web user interface:



## Phone user interface:



The parameters in the auto provision template are described as follows:

*linekey.X.line =*

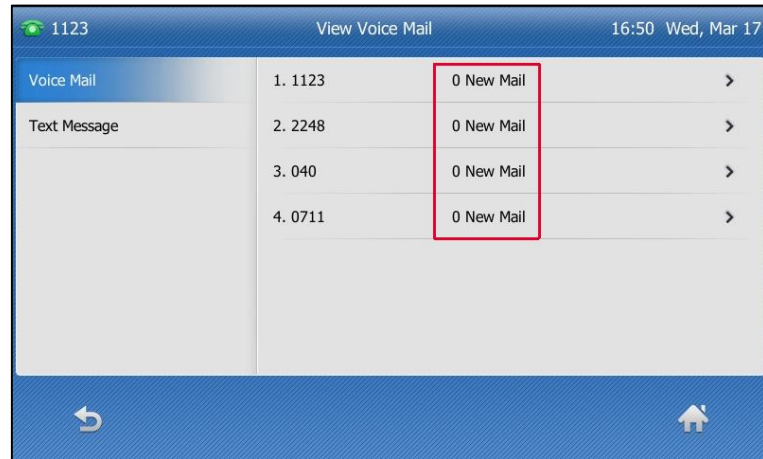
*programmablekey.X.line =*

- Added the feature that you can configure the phone to play a congestion tone when no available accounts (SIP account & IP call account) on the phone.

The parameters in the auto provision template are described as follows:

*voice.tone.congestion =*

- Added the feature that you can disable the phone to display the number of old voice mails on the View Voice Mail screen.



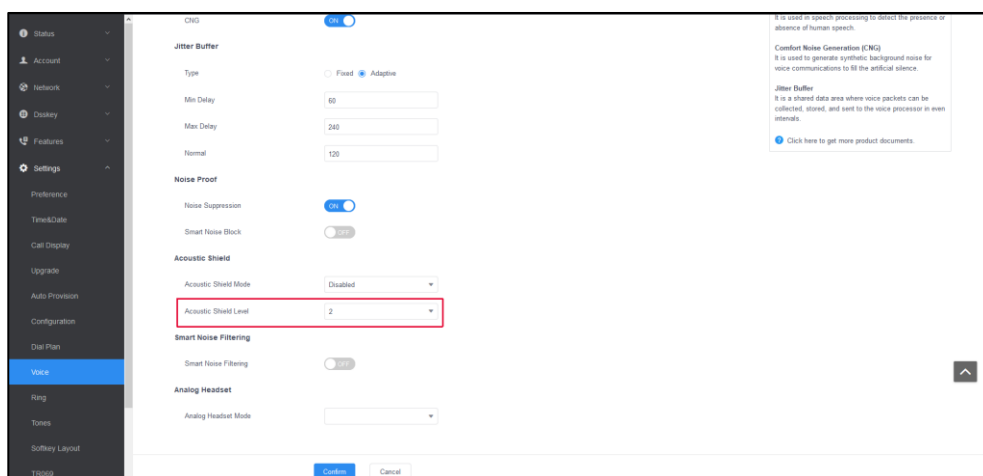
The parameters in the auto provision template are described as follows:

*phone\_setting.old\_mail\_display.enable =*

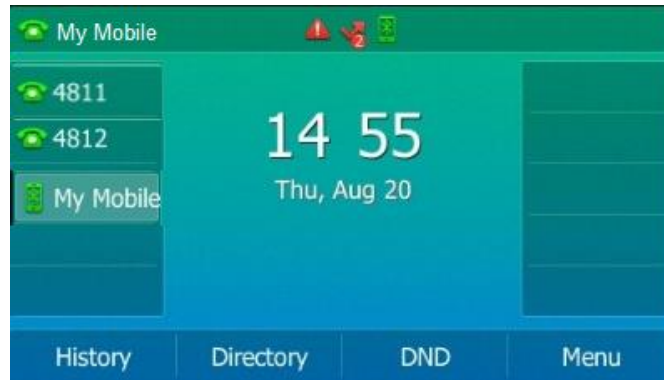
5. Added the feature that you can mute the ringtone of incoming calls on the idle screen.

**Description:** When the phone is idle, long press the MUTE key for 2 seconds to mute the ringtone. Long press the MUTE key again to unmute the ringtone.

6. Added the feature that you can configure Acoustic Shield Level via the T53C/T53/T53W/T54W/T57W phone's web user interface.



7. Added the feature that the mobile account supports the same operation functions as the line account. For example, you can use the left or right navigation key to switch to the mobile line "My Mobile".



8. Added the feature that you can configure the phone to automatically dial out the focus contact from Directory after you lift the handset or press the Speakerphone key.

**The parameters in the auto provision template are described as follows:**

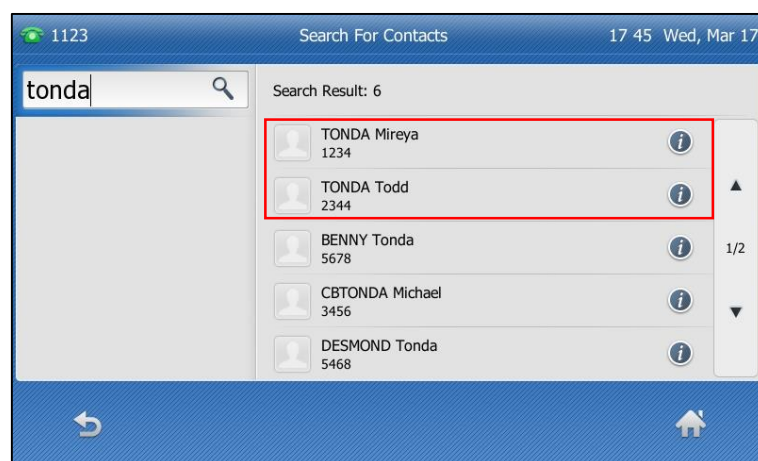
*features.call\_out\_directory\_by\_off\_hook.enable =*

9. Added the feature that you can configure the phone to sort the local contact by office number in ascending order.

**The parameters in the auto provision template are described as follows:**

*phone\_setting.local\_directory\_order.type =*

10. Added the feature that you can configure the phone to display the contacts starting with the searched content first, and then the remaining contacts.



**The parameters in the auto provision template are described as follows:**

*directory.containing\_search.additional\_sorting\_mode =*

11. Added the feature that T9 search can match various language characters.

**Description:** For example, entering 3 will match all contacts and history records whose name or number includes 3, D, d, E, e, F, f, e, é, è, ê, ë, e, ē, E, É, È, Ê, Ë, Ē, Ĕ, Ė, Ę, or Ě.

12. Added the feature that the blocklist supports incoming call filtering and reverse lookup.

**Description:** You can configure the pattern to match the blocklist numbers with the caller's phone number. When the replaced blocklist number matches the replaced caller number, the phone will reject the call.

**The parameters in the auto provision template are described as follows:**

```
phone_setting.reverse_lookup.contact_list.replace.pattern =  
phone_setting.reverse_lookup.contact_list.replace.with =
```

13. Added the feature that the SMS contact number can use regular expressions to match contacts.

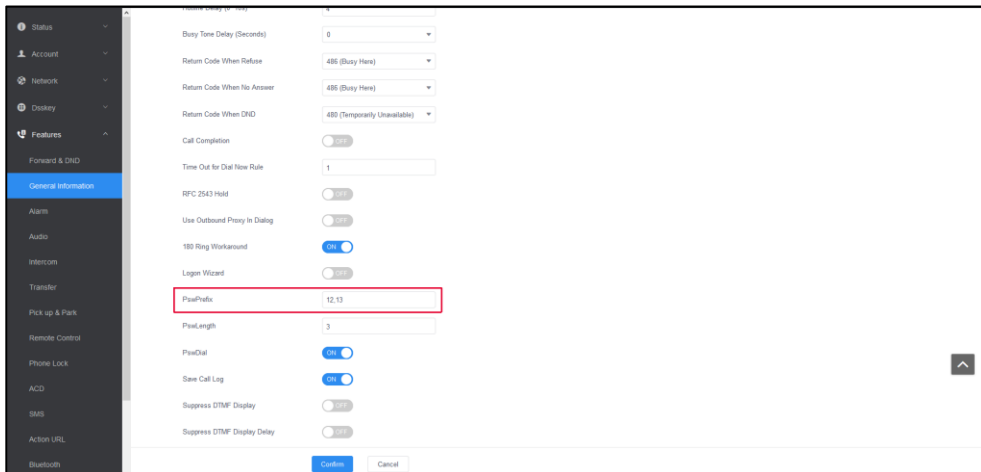
**The parameters in the auto provision template are described as follows:**

```
phone_setting.reverse_lookup.incoming_call.replace.pattern =  
phone_setting.reverse_lookup.incoming_call.replace.with =
```

14. Added the feature that you can turn on local anonymous for all lines.



15. Added the feature that you can configure multiple rule statements for Password Dial.



The parameters in the auto provision template are described as follows:

*features.password\_dial.prefix =*

- Added the feature that you can enable the phone to play an alert tone when the recording starts.

The parameters in the auto provision template are described as follows:

*phone\_setting.recorder\_tone.enable =*

- Added the feature of using the regular expression to configure Emergency Number in Phone Lock status.

The parameters in the auto provision template are described as follows:

*phone\_setting.phone\_lock.emergency.number\_rule =*

- Added the feature of automatically switching between Swap and Hold soft keys.

- Added the feature of SMS call back.

**Description:** You can configure the rules for extracting the text message number so that you can press the Call soft key to dial the extracted number after reading the SMS.

The parameters in the auto provision template are described as follows:

*phone\_setting.message\_call.rule =*

- Added the feature that you can configure the phone to play a ring tone when receiving an XML alert message.

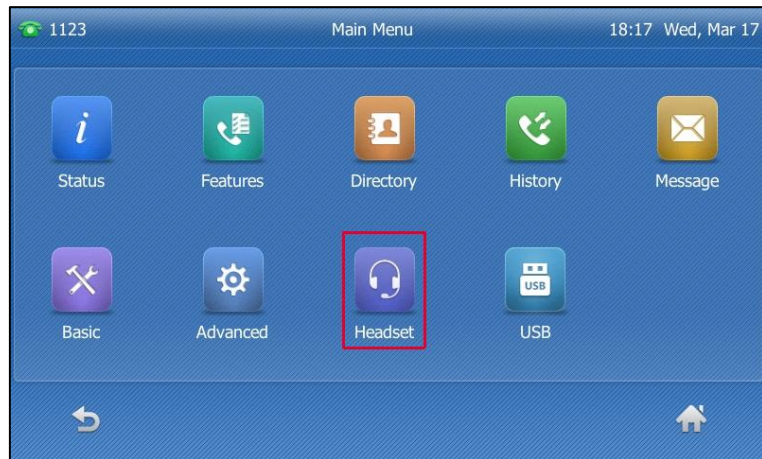


21. Added the feature that you can view the phone's device information by scanning the QR code on the **Status** screen.



22. Supported the new DECT handset W59R on T5W series phones.
23. Added the feature that you can view the firmware version of the DECT handset on T5W series phones by navigating to **DECT Settings->Handsets**.
24. Added the feature that you can configure the phone to pop-up a prompt to confirm the unencrypted Wi-Fi connection.  
**The parameters in the auto provision template are described as follows:**  
*phone\_setting.wifi\_security\_check.enable =*
25. Added the feature that you can use the security mode WPA3-Personal to connect to a wireless network.
26. Supported CPN10 on T5W series phones.  
**The parameters in the auto provision template are described as follows:**  
*pstn.account.X.enable =*  
*pstn.account.X.label =*  
*pstn.account.X.missed\_calllog =*  
*pstn.account.X.auto\_answer =*  
*pstn.account.X.ring\_type =*
27. [T53C/T53/T53W/T54W/T57W/T42U/T43U/T46U/T48U] Added the feature

of managing the connected headsets by navigating to **Menu->Headset**.



## 28. Added the feature of a new recovery mode.

**Description:** For the phone running a single system, you do not need the extra files like “.bin” or “.rfs” in addition to the firmware. For the phone running dual system, the phone will directly start the backed up system after entering the recovery mode.

### Single system:

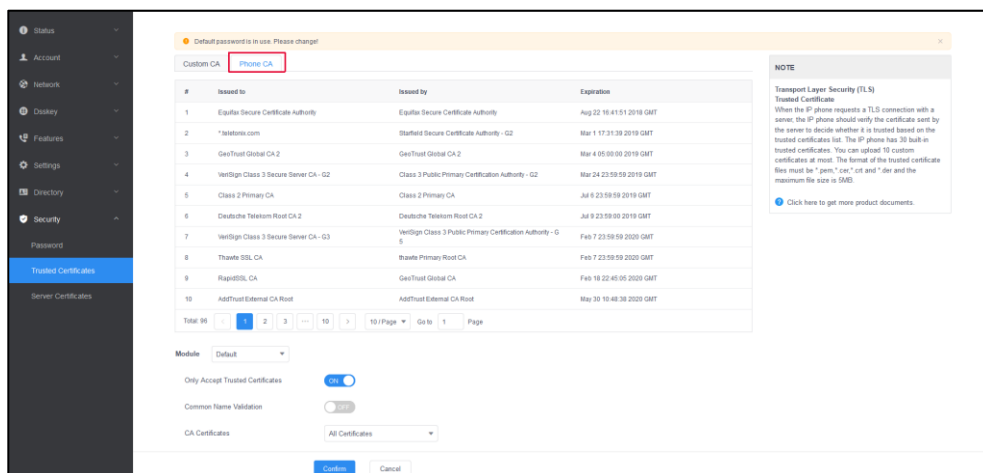
T41S/T42S/T46S/T48S/T30/T30P/T31G/T31P/T33G/T33P/T27G

### Dual system:

T53/T53C/T53W/T54W/T57W

## 29. Supported TLS version 1.3.

## 30. Added the feature that you can check the phone CA list via the web user interface.



## 31. Added the feature that you can configure the display of line keys via 3-level access permissions.

32. Added the feature of forcing users to change the default passwords before they can use the phone normally.

**The parameters in the auto provision template are described as follows:**

*static.security.password\_use\_default.mode =*

33. Added the newly supported codecs: G729B, G729AB.

**The parameters in the auto provision template are described as follows:**

*account.X.codec.g729ab.enable =*

34. Added the feature of “Forward to Voicemail” option for MTSW Messages.

**Description:** The message in the message list can be displayed whether it is private (display “\*” in front of the number). It can also be forward to the specified number, and can be marked as urgent and private.

35. Added the feature of MTSW Short Codes.

36. Added the feature of Presence feature on black-and-white screen phones.

37. Added the feature that when connecting to YMCS, the phone uses the default certificate.

38. Added the support of the color screen DDPPhone (DDP-T54W).

39. Added the support of some commonly used TR069 parameters.

## 4. Optimization

1. Removed the useless TTL parameters: "dns\_cache\_naptr.X.ttl", "dns\_cache\_srv.X.ttl", and "dns\_cache\_a.X.ttl".

2. Optimized the feature of Kandy GAB.

**Description:** You can configure the phone to search and display contacts after accessing the GAB for the first time.

**The parameters in the auto provision template are described as follows:**

*gb.sopi.gab.default\_search =*

*gb.sopi.gab.default\_search\_type =*

*gb.sopi.gab.default\_search\_keywords =*

3. Optimized the feature of Emergency Server.

**Description:** You can define emergency calls to be called out from the emergency server first.

The parameters in the auto provision template are described as follows:

*sip.emergency\_call.mode =*

4. Optimized the feature of Kandy Transfer.

**Description:** You can switch the blind transfer and attended transfer mode during a call.

The parameters in the auto provision template are described as follows:

*features.transfer.mode =*

5. Optimized the feature of Caller ID information.

**Description:**

Case 1: When the phone receives an incoming call, the corresponding header field information is not obtained in the INVITE message, the phone will display “Unknown” instead of “Anonymous anonymous”.

Case 2: You can configure the local identity displayed when the phone receives an incoming call or is during a call.

The parameters in the auto provision template are described as follows:

*features.caller\_name\_type\_on\_call =*

6. Optimized the feature of Ring Tones.

**Description:** The Ring9~Ring13 have been added to the optional ringtones on the phone. It is not applicable to T3 series phones.

7. Optimized the feature that when you press the Conference soft key in combination with the speed dial/BLF key during a call, the phone will immediately dial out the destination number.

8. Optimized the feature of TLS version 1.2.

## 5. Bug Fixes

1. [T5XW] Fixed an issue that when the Wi-Fi password contains a comma, the connection to Wi-Fi may fail.
2. [T48S] Fixed an issue that the wallpaper displayed on the phone screen may look blurry.
3. [T57W] Fixed an issue that some menus may be incorrectly displayed via 3-level access permissions.

4. Fixed an issue that the notes for SIP notify in the web user interface are incorrect.
5. [T48S] Fixed an issue that you may not select the playback position when playing a call recording.
6. Fixed an issue that the power LED may keep flashing after the auto provisioning was triggered in the NFON environment.
7. Fixed an issue that the Add icon of LDAP may be incorrect.
8. Fixed an issue that the distinctive ring tones configuration may take effect incorrectly.
9. Fixed an issue that the ringtone volume of the incoming call cannot be synchronized when the headset is connected to the IP phone.

## 6. Configuration Parameters Enhancements

Auto Provision Template Flies Change Log							
Firmware Version: [x.85.0.5]-[x.86.0.5]							
Function	Provisioning syntax Comparison		Permitted Value	Default Value	Action	Description	File
	x.85.0.5	x.86.0.5					
Voice Mail		phone_setting.old_mail_display.enable =	0 or 1	1	Add	It enables or disables the phone to display the number of old voice mails on the View Voice Mail screen.	common.cfg
Directory		phone_setting.local_directory_order.type =	0 or 1	0	Add	It configures the sorting method of the local contacts.	common.cfg
Directory		directory.containing_search.additional_sorting_mode =	0 or 1	0	Add	It configures the sorting mode in the search results. Note: It works only if "directory.search_type" is set to 0 (Approximate string matching).	common.cfg
Recording		phone_setting.recorder_tone.enable =	0 or 1	0	Add	It enables or disables the phone to play an alert tone when the recording starts.	common.cfg
Phone		phone_setting	String	Blank	Add	It configures the digit map	common.

Lock		ng.phone_lock.emergency.number_rule =	within 2048 characters			pattern used for emergency numbers. Note: The value configured by the parameter "phone_setting.emergency.number" takes precedence over that configured by this parameter.	cfg
SMS		phone_setting.message_call.rule =	Regular expression	%NULL% (SMS call back feature is disabled)	Add	It configures the regular expression for extracting the text message number.	common.cfg
Wi-Fi		phone_setting.wifi_security_check.enable =	0 or 1	0	Add	It enables or disables a pop-up prompt to confirm the unencrypted Wi-Fi connection.	common.cfg
Security		static.security.password_use_default.mode =	0 or 1	0	Add	It configures whether to allow users to use the default password, including admin and user permissions.	common.cfg
Audio Codec		account.X.codec.g729ab.enable =	0 or 1	0	Add	It enables or disables the G729AB audio codec.	MAC.cfg
GAB		gb.sopi.gab.default_search =	0 or 1	0	Add	It configures whether to search and display contacts according to the default search condition if there is no cache filter condition after accessing the GAB.	common.cfg
GAB		gb.sopi.gab.default_search_type =	1, 2, 3 or 4	0	Add	It configures what type to search and display contacts.	common.cfg
GAB		gb.sopi.gab.default_search_keywords =	String within 99 characters	Blank	Add	It configures what keywords to search and display contacts.	common.cfg
Emergency Calls		sip.emergency_call.mode =	0 or 1	0	Add	It configures the server mode for emergency calls.	common.cfg

		de =					
Call Transfer		features.transfer.mode =	0	0, 1, 2, 3 or 4	Add	It configures the experience mode of the transfer.	common.cfg
Call Display		features.caller_name_type_on_call =	0, 1 or 2	0	Add	It configures the local identity displayed when the phone receives an incoming call or is during a call.	common.cfg